

frogblue GPS module

frogBoxGPS0-2
B-GPS0-2.01

Weather-guided building control

Intended use

Control module for outdoor use with integrated GPS receiver to receive the current date, time and location, with 2 inputs for communication with buttons and switches (110-240 V~) and a piezoelectric signal transmitter. Additional sensors to record the temperature and brightness outside.

Safety information

Electrical equipment may only be installed and fitted by qualified electricians.


Failure to observe the instructions may cause damage to the device and result in fire and other hazards!

Danger of electric shock. Disconnect the power supply and switch off the circuit breakers before beginning work on the device.

Country-specific regulations must be observed.

These instructions are an integral part of the product and must remain with the end customer.

Device setup



L/N: Mains supply connection

a: Input 1 (110-240 V~)

b: Input 2 (110-240 V~)

Function

System information

This device is a product of the frogblue system. Detailed technical expertise obtained through frogblue training sessions is required.

The functionality of this device depends on the software.

Detailed information regarding software versions and the respective range of functions can be found on the frogblue website.

Technical descriptions, further detailed instructions and information for proper disposal are available in the manual on the frogblue website at all times.

Commissioning and configuration are performed using the frogblue app.

Product characteristics:

- GPS receiver
- 2 RGBW LEDs on the front / 2 RGB LEDs on the back
- Piezo buzzer
- 2 inputs (110-240 V~)
- Bluetooth interface
- Brightness and temperature sensor
- Time buffering
- Power supply via mains power cable, no additional cabling required between frogblue modules

Information for qualified electricians

Fitting and electrical connection



DANGER!

Electric shock if live parts are touched.

Electric shocks can be fatal.

Before working on the device, disconnect the power supply and cover live parts in the working environment.

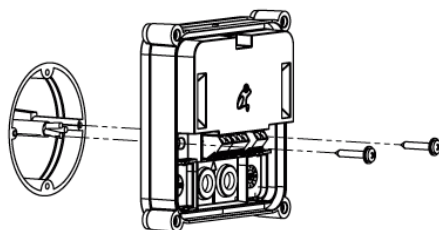
Mounting the device

Loosen four screws and remove the cover.

Insert the sealing plugs—flat side outwards—into both openings on the bottom part.

Using a screwdriver 0.8 x 4 cm, punch a hole in sealing plugs into which a cable is to be inserted. Only punch a hole in sealing plugs which will receive a cable. Only one cable per sealing plug may be inserted.

Installation on flush-mounting box

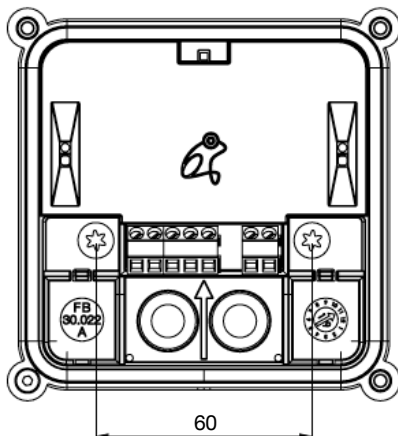


Push the cable of the mains supply through the sealing plug and connect the device. Make sure that the device is positioned correctly.

Hold the housing onto the flush-mounted box and fasten it with the provided screws (3.5x22). Attach the cover again with the 4 screws. Observe the correct torque (130 cNm).

Surface mounting

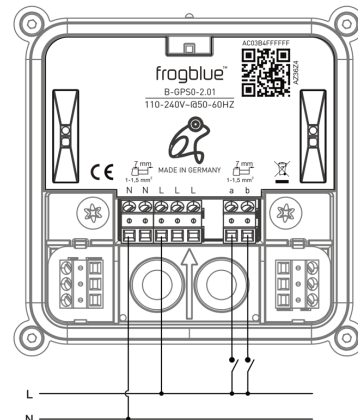
Hold it to the wall and mark the holes to be drilled. Observe the existing line layout in the wall. (The dimensions for the holes are marked on the bottom part or are stated below.)



Drill the holes with a 8 mm drill bit and insert a dowel (Ø 8 mm).

Push the cable of the mains supply through the sealing plug and connect the device. Make sure that the device is positioned correctly. Fix to the wall with the screws (5x50) supplied. Attach the cover again with the 4 screws. Observe the correct torque (130 cNm).

Connecting the device



Stripping length



Ø 1 ... 1.5 mm²; rigid conductors recommended

Technical data

Rated voltage AC 110-240 V~
Mains frequency 50 / 60 Hz

Bluetooth Bluetooth 4.2 Low Energy

Inputs 2, 110-240 V~

Frequency range 2400 – 2483.5 MHz,
max. 0.6 dBm

Ambient temperature -25 ... +60 °C

Storage/transport temperature -25 ... +70 °C

IP protection class IP56

IP rating only applies with appropriate assembly and in connection with the use of the lid as well as the cable seal and the outer seal.

Dimensions (LxWxH) 114 x 114 x 44 mm

Connection type screw clamp

Core cross-section 1 ... 1,5 mm²

Core inputs 1 ... 1,5 mm²

Technical changes reserved.

Warranty

The warranty is subject to the statutory provisions relating to the specialist retailer.

Declaration of Conformity

Hereby frogblue AG, Luxemburger Str. 6, 67657 Kaiserslautern, declares that this device is in compliance with the essential requirements and other relevant provisions of directive

2014/53/EU Radio Equipment Directive
2011/65/EU RoHS Directive

The declaration of conformity is available at www.frogblue.com