

frogblue Contact

frogContact5 C5-SPC.01

5-channel input

Intended use

Multifunctional 5-channel contact input module to monitor extra-low voltage contacts. 5 inputs in 3 galvanically isolated circuits. With comfort and timer functions.

For installation in flush-mounted box according to DIN 49073. (For installation behind a switch insert a flush-mounted box depth of minimum 53 mm is necessary, otherwise single mounting is required.)

Safety information

Electrical equipment may be installed and fitted only by qualified electricians.

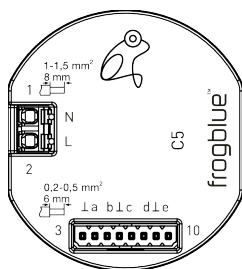
Failure to observe the instructions may cause damage to the device and result in fire and other hazards.

Danger of electric shock. Before starting work on the device, disconnect the power supply and switch off the circuit breakers.

Country-specific regulations must be observed.

These instructions are an integral part of the product and must remain with the end customer.

Device setup



L/N: Mains supply connection

- a: Input 1
- b: Input 2
- c: Input 3
- d: Input 4
- e: Input 5
- L: Ground

Function

System information

This device is a product of the frogblue system. Detailed technical expertise obtained through frogblue training sessions is required.

The functionality of the device depends on the software. Detailed information regarding software versions and the respective range of functions can be found on the frogblue website.

Technical descriptions, further detailed instructions and information for proper disposal are available in the manual on the frogblue website at all times. Commissioning and configuration are performed using the frogblue app.

Product characteristics:

- Configurable inputs
- Power supply via mains power cable, no additional cabling required between frogblue modules

Information for qualified electricians

Fitting and electrical connection



DANGER!

Electric shock if live parts are touched.

Electric shocks can be fatal.

Before working on the device, disconnect the power supply and cover live parts in the working environment.

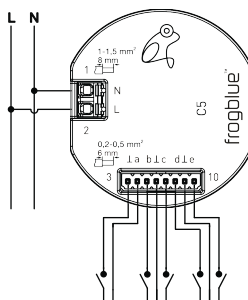


DANGER!

Do not connect mains supply (>50 V) to the inputs. This will put the safety of the entire system at risk! Persons can be endangered, devices and equipment can be destroyed.

The extra-low voltage wires may not be fed through the same opening of the junction box as the low voltage wires and should be installed as far as possible from them.

Connecting and installing the device



Stripping length

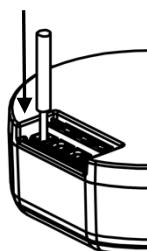


Ø 1 ... 1,5 mm²; rigid conductors recommended



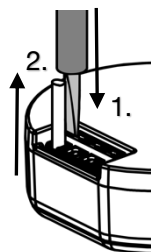
Ø 0,2 ... 0,5 mm²; rigid conductors recommended

Connecting wires



push conductor completely in terminal

Disconnecting wires



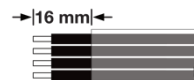
1. push and hold release button with screwdriver (size 3)
2. pull wire

repeat the process with each wire

The extra-low voltage wires must be run through the plastic tubing provided. The tubing must be shortened if necessary.

The wires may protrude from the tubing by no more than 16 mm.

The tubing must cover the complete length of the wires within the junction box.



Technical data

Power supply AC 110-240 V ~
Mains frequency 50 / 60 Hz

Inputs 5; Connection of potential-free contacts self-powered (2 V / max. 1 mA) or extra-low voltage contacts (max. 30 VAC / 50 VDC)

Bluetooth Bluetooth 4.2 Low Energy

Frequency range 2400 MHz – 2483.5 MHz, max. 3.4 dBm

Ambient temperature -25 ... +65 °C

Storage/transport temperature -25 ... +70 °C

Dimensions (LxWxH) 48 x 53 x 21 mm

Connection type Spring plug-in terminal

Mains core cross-section 1 ... 1.5 mm²

Input/output core cross-section 0.2 ... 0.5 mm²

Input/output wire length max. 100 m

Technical changes reserved.

Further information to products, operating instructions as well as proper disposal are available in our user manual at: www.frogblue.com

Warranty

The warranty is subject to the statutory provisions relating to the specialist retailer.

Declaration of Conformity

Hereby frogblue AG, Luxemburger Str. 6, 67657 Kaiserslautern, declares that this device is in compliance with the essential requirements and other relevant provisions of directive

2014/53/EU Radio Equipment Directive
2011/65/EU RoHS Directive

The declaration of conformity is available at www.frogblue.com