

frogblue MultiSense

frogMultiSense
SU-MultiSense.01

Multifunctional sensor battery-
powered

Intended use

Multifunctional sensor with replaceable battery CR2450R with sensors for temperature, humidity, air pressure and brightness. Window or door opening is detected by means of magnetic contacts and acceleration sensor (gyro sensor).

Surface mounting is possible using the enclosed adhesive pad or screw-on plate.

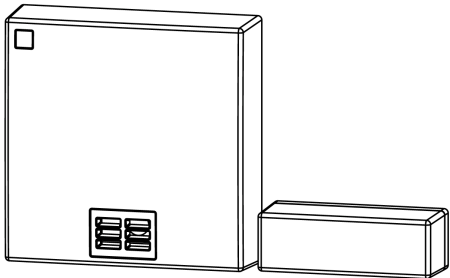
Safety instructions

Non-observance of the instructions may cause damage to the device, fire or other hazards!

Country-specific regulations must be observed.

These instructions are part of the product and must remain with the customer.

Device configuration



Function

System information

This device is a frogblue system product. Detailed expertise gained from frogblue training is required.

The function of the device depends on the software. Detailed information about software versions and the respective scope of functions can be found on the frogblue website.

Technical descriptions, more detailed instructions and information on proper disposal are contained in the manual, which is available on the frogblue website.

Start-up and configuration are carried out with the frogblue app.

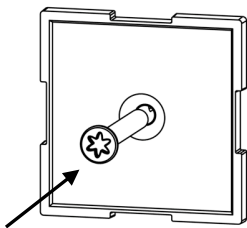
Product features:

- 2 x reed contact (left and right)
- Gyro/acceleration sensor
- Temperature sensor
- Humidity sensor
- Air pressure sensor
- Brightness sensor
- Supply via battery (CR2450R, 3 V); no additional cabling between the frogblue modules necessary

Installation

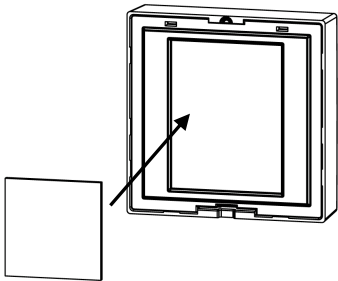
Installing the device

When mounting on rough surfaces, use a screw-on plate. Drill the holes with a 5 mm drill bit and insert a wall plug (UX6x35).

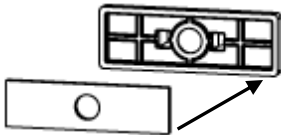


Fasten the screw-on plate to the wall using the provided screw (4x35).

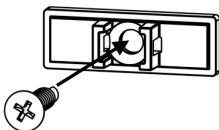
First stick the large double-sided adhesive pad on the back of the frogMultiSense, and then on the mounted screw-on plate.



Stick the adhesive pad with the hole onto the lower part of the magnetic holder.

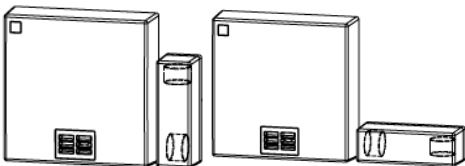


To attach the lower part of the magnetic holder to rough surfaces, use the self-drilling window screw (3.9 x 19) in addition to the adhesive pad.



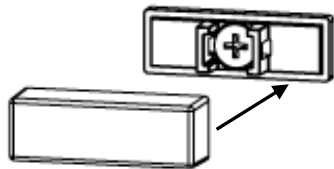
For smooth surfaces, only an adhesive pad is needed to fix the frogMultiSense and the magnetic holder.

Depending on the application (horizontal or vertical), make sure that the magnetic holder is in the correct position.



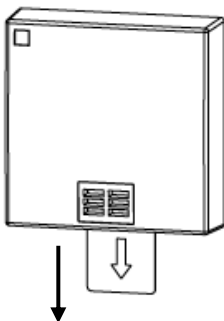
The distance between the magnetic holder and the frogMultiSense must not exceed 6 mm.

After fixing the bottom part and aligning the magnetic holder, it can be clicked into place.



Pulling out the battery protection strip

Before using the device for the first time, please pull out the protective battery strip completely.



Activating configuration mode

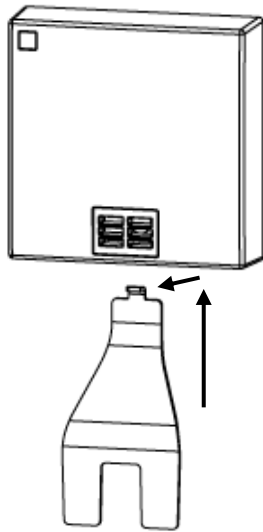
Removing the battery protection strip activates the configuration mode for 60 seconds. The LED flashes green during this time.

Reactivating configuration mode

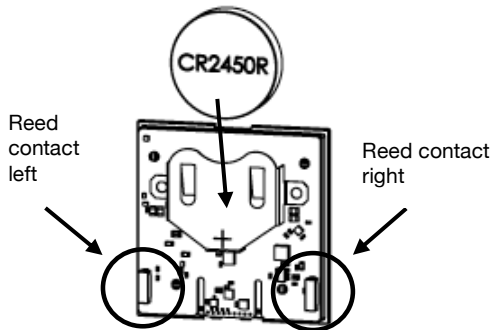
Remove the battery for approx. 5 minutes or bridge the battery pole with the screwdriver for 1 second; reinsert the battery. Configuration mode is activated for 60 seconds.

Replacing the battery

To replace the battery, insert the unlocking tool into the notches on the underside. Press the unlocking tool against the wall until the upper part of the housing lifts up.



Slide the old battery out of the holder and insert a new CR2450R battery. Then replace the upper part of the housing and click it into place.



Only use lithium batteries type CR2450R (Murata CR2450R recommended).

Technical data

Bluetooth	Bluetooth 4.2 Low Energy
Frequency range	2400–2483.5 MHz, max. 3.4 dBm
Magnets	2, neodymium magnet Ø8 x 5
Ambient temperature	-20 to +55 °C
Storage/transportation temperature	-20 to +60 °C
Dimensions (L x W x H)	45 x 45 x 13 mm
Power supply	Battery (CR2450R), 3 V

Subject to technical changes.

Warranty

The warranty is provided by specialist dealers within the framework of the statutory provisions.

Declaration of conformity

frogblue AG, Luxemburger 6, 67657 Kaiserslautern, Germany, hereby declares that this product complies with the fundamental requirements and other relevant conditions of the Directives.

2014/53/EU RED Directive
2011/65/EU RoHS Directive

A copy of the declaration of conformity is available at: www.frogblue.com