

frogblue Contact

frogContact5-BAT C5-BAT.01

5-channel input with battery supply

Intended use

Multifunctional 5-channel contact input module with battery supply to monitor extra-low voltage contacts. With comfort and timer functions.

For installation in flush-mounted box according to DIN 49073. (For installation behind a switch insert a flush-mounted box depth of minimum 53 mm is necessary, otherwise single mounting is required.)

Safety information

Electrical equipment may be installed and fitted only by qualified electricians.

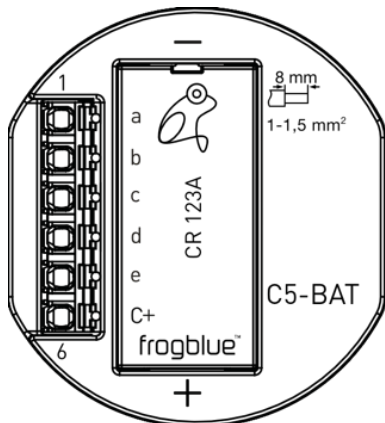
Failure to observe the instructions may cause damage to the device and result in fire and other hazards.

Danger of electric shock. Before starting work on the device, disconnect the power supply and switch off the circuit breakers.

Country-specific regulations must be observed.

These instructions are an integral part of the product and must remain with the end customer.

Device setup



- a: Input 1
- b: Input 2
- c: Input 3
- d: Input 4
- e: Input 5
- C+: common plus

Function

System information

This device is a product of the frogblue system. Detailed technical expertise obtained through frogblue training sessions is required.

The functionality of the device depends on the software. Detailed information regarding software versions and the respective range of functions can be found on the frogblue website.

Technical descriptions, further detailed instructions and information for proper disposal are available in the manual on the frogblue website at all times.

Commissioning and configuration are performed using the frogblue app.

Product characteristics:

- Configurable inputs
- Power supply via battery (CR123A, 3V), no additional cabling required between frogblue modules

Information for qualified electricians

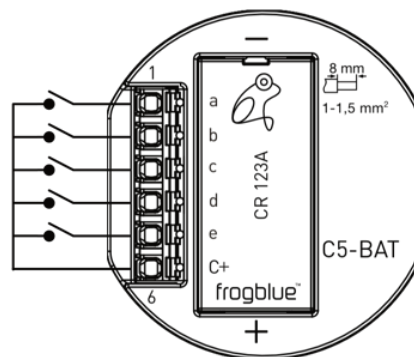
Fitting and electrical connection



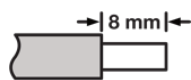
DANGER!
Do not connect mains supply (>50 V) to the inputs. This will put the safety of the entire system at risk! Persons can be endangered, devices and equipment can be destroyed.

The extra-low voltage wires may not be fed through the same opening of the junction box as the low voltage wires and should be installed as far as possible from them.

Connecting and installing the device

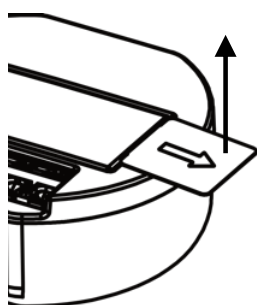


Stripping length

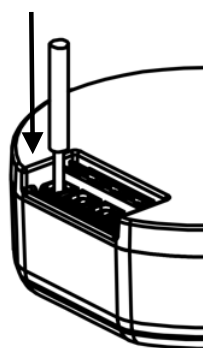


Ø 1 ... 1,5 mm²; rigid conductors recommended

Remove battery pull tab

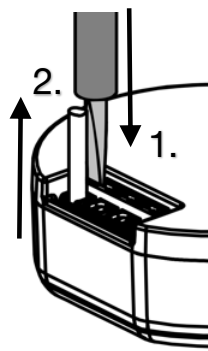


Connecting wires



push conductor completely in terminal

Disconnecting wires

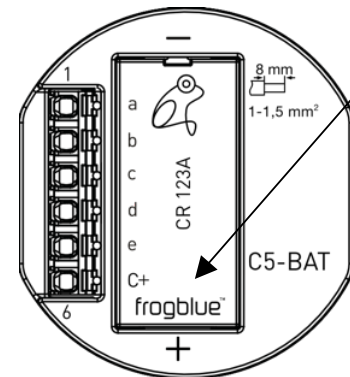


1. push and hold release button with screwdriver (size 3)
2. pull wire

repeat the process with each wire

Spatial separation of frogContact5-BAT and connected wires to low voltage equipment/wires is necessary.

Changing the battery



Please use only lithium batteries, type CR123A (3V). Remove the battery cover and slide one battery into the battery slots. Please observe position of battery.

Technical data

Inputs 5; Connection of potential-free contacts

Bluetooth Bluetooth 4.2 Low Energy

Frequency range 2400 MHz – 2483.5 MHz, max. 3.4 dBm

Ambient temperature -25 ... +55 °C
Storage/transport temperature -25 ... +60 °C

Dimensions (LxWxH) 48 x 53 x 21 mm
Connection type Spring plug-in terminal
Mains core cross-section 1 ... 1.5 mm²
Input/output wire length max. 50 m
Power supply Battery (CR123A), 3 V

Technical changes reserved.

Warranty

The warranty is subject to the statutory provisions relating to the specialist retailer.

Declaration of Conformity

Hereby frogblue AG, Luxemburger Str. 6, 67657 Kaiserslautern, declares that this device is in compliance with the essential requirements and other relevant provisions of directive

2014/53/EU Radio Equipment Directive
2011/65/EU RoHS Directive

The declaration of conformity is available at www.frogblue.com